



Year One Phonics Screening.

What is Phonics?

Phonics is a way of teaching children to read quickly and skilfully. Children are taught how to recognise the sounds each individual letter makes and to identify the sounds that different

contributions of letters make such as 'sh' and 'oo'. Children are taught to read by breaking down words into separate sounds or 'phonemes'. They are then taught how to blend these sounds together to read the whole word.

At Baildon Church of England Primary School we teach phonics, following the Letters and Sounds Programme.

Why Phonics?

Research shows that when phonics is taught in a structured way, starting with the easiest sounds and progressing through to more complex sounds, it is an effective way of teaching children to read. It is particularly helpful for children aged 5-7

What is the phonics screening check?

The National phonics screening check is a statutory assessment that was introduced in 2012 to all Year 1 pupils and is a quick and easy check of your child's phonics knowledge.

What is in the phonics screening check?

It comprises of a list of 40 words and nonsense words. It will assess phonics skills and knowledge learnt through reception and year 1. Your child will read one-one with a teacher. It will be your child's current teacher so it is a familiar face. They will be asked to 'sound out' a word and blend the sounds together. The check is very similar to tasks the children already complete during phonics lessons.

What are Nonsense or Pseudo words and why are they included?

These are words that are phonetically decodable but not actual words with an associated meaning e.g. brip, snorb. These words are included in the check specifically to assess whether you child can decode a word using phonic skills and not their memory. The pseudo words will be shown to your child with a picture of an alien. The children will be asked what the aliens name is by reading the word. This will make the check a bit more fun and provides the children with a context for the nonsense word. Crucially it does not provide any clues, so your child has to be able to decode it.

How will the results from the screening be used?

You will be informed of your child's progress in phonics and how he or she has done in the screening check, towards the end of the summer term. All of the children are individuals and develop at different stages. The screening check ensures that teachers understand which children need support with decoding. The purpose of learning phonics is to support children to learn to read. Some children struggle with phonics but are good readers. If this is the case for your child, don't worry if they don't pass the test. Becoming a fluent reader is the ultimate goal and phonics is just one way that this goal can be achieved.

Key points

All children will undertake the screening during the week beginning **Monday 8th June**.

Children cannot retake the test at any other time so it is very important that all children are in school this week.

The screening check has been designed so that children of all abilities are able to take part.

We will conduct all of the screening checks with the children.

The children will complete the check one at a time.

The screening will only take 5-10 mins with each child. They will be done in the Green Room.

For your information

A digraph is 2 letters that make one sound:

E.g. cow

A trigraph is 3 letters that make one sound:

E.g. night

A split digraph is 2 vowels with a consonant in-between. This used to be known as the magic e!

E.g. spine - i_e

How can you help?

Please continue to read with your child each night and encourage them to:

Sound out

Blend letters

Use sound mats

Identify digraphs

Spot word patterns

Let your child see you enjoy reading yourself. They are influenced by you and what you do! Immerse your child in a love of reading.

We will send home practise materials with your child. Please practise these with them at home.

Don't worry if they find it difficult, it is important not to put pressure on them.

There are many phonic games for children to access on the internet.

Suggested websites

<http://www.phonicsplay.co.uk/Phase5Menu.htm>

<http://www.ictgames.com/phonemePatterns/index.html>

<http://www.ictgames.com/djCow/index.html>

<http://www.ictgames.com/literacy.html>

Other games you could play are:

- Ping pong cup game – have the sounds/ words written on plastic cups. Children to throw a ping pong ball into a cup. Whichever one it lands in they need to read the sound/ word.
- Swat the fly – have sounds/ words written on paper fly shapes. Parent to say a sound/ word for the children to find and swat.
- Trash ball – have words written on pieces of paper. Screw them up into a ball. Children to open one up, read the word and throw it into a bin.
- Ping pong bath – Using permanent marker, write sounds on ping pong balls for children to throw or use in the bath. Find the sound.
- Bingo using words or sounds.
- Memory games
- Snap
- Time challenges – how many words can you sound out and read in a minute.

We hope this information is useful. Remember, we are here to help your child achieve their very best. If you have any questions please ask your child's class Teacher. We are all happy to help.

Year 1 Common Exception Words

the	is	no	one
a	his	go	once
do	has	so	ask
to	I	by	friend
today	you	my	school
of	your	here	put
said	they	there	push
says	be	where	pull
are	he	love	full
were	me	come	house
was	she	some	our
	we		



www.twinkl.co.uk

Phase 2 to 5 Tricky Words

Phase 2

I
no
the
to
go
into

Phase 3

he
she
we
me
be
you
are
her
was
all
they
my

Phase 4

said
have
like
so
do
some
come
little
one
were
there
what
when
out

Phase 5

oh
Mrs
people
their
called
Mr
looked
asked
could



www.twinkl.co.uk

Phase 3

Sounds




Tricky Words

we me
all are
they my
her was
be you
she he

Phase 5

Sounds



Tricky Words

asked
called
could
looked
Mr
Mrs
oh
people
their

a_e, e_e, i_e, o_e, u_e

Read and Race

Start

note

even

mice

tune

bride

snake

bone

shine

evening

cube

plate

flute

kite

tube

home

spade

June

delete

huge

glide

grape

knife

complete

Finish

a_e

e_e

i_e

o_e

Instructions

1. Roll the dice.
2. Sound out to blend the word you land on.
3. Who will finish first?



Phonics Screening Practice List

Real Words

chain

mixer

drift

slide

pound

queue

jazz

newt

fuzzy

clown

crept

thump

fuel

knock

stroke

author

feeling

haystack

shortest

cabbage

t

s

l

b





















a

e

h

r




















Phonics Screening Practice List

Nonsense Alien Words	
yoop 	lazz 
olf 	quipe 
smeck 	chirt 
jimp 	scroy 
blies 	faum 
blate 	spreet 
dox 	melp 
glisp 	shound 
cripe 	thoft 
jigh 	frue 

Phonics Screening Practice List

Real Words			
t	chill	blank	s
	start	scribe	
l	best	phone	b
	grit	rusty	
	shin	dentist	
a	gang	starling	e
	week	day	
	hooks	slide	
h	strap	newt	r
	trains	finger	

Phonics Screening Practice List

Nonsense Alien Words	
steck 	bim 
hild 	vap 
quemp 	spron 
geck 	blurst 
ulf 	voo 
chom 	snemp 
tord 	fape 
thazz 	jound 
blan 	stroft 
tox 	terg 